

Quantum computations without definite causal structure

Giulio Chiribella,^{1,*} Giacomo Mauro D’Ariano,^{2,†} Paolo Perinotti,^{2,‡} and Benoit Valiron^{3,§}

¹*Institute for Interdisciplinary Information Sciences, Tsinghua University, FIT Building 1-208, Tsinghua University, Beijing 100084, China*^{||}

²*QUIT Group, Dipartimento di Fisica, Università di Pavia, and INFN, via Bassi 6, 27100 Pavia, Italy*[¶]

³*CIS Department, University of Pennsylvania, 3330 Walnut Street, Philadelphia, Pennsylvania 19104, USA*^{**}

(Received 9 August 2012; revised manuscript received 19 May 2013; published 14 August 2013)

We show that quantum theory allows for transformations of black boxes that cannot be realized by inserting the input black boxes within a circuit in a predefined causal order. The simplest example of such a transformation is the *classical switch of black boxes*, where two input black boxes are arranged in two different orders conditionally on the value of a classical bit. The quantum version of this transformation—the *quantum switch*—produces an output circuit where the order of the connections is controlled by a quantum bit, which becomes entangled with the circuit structure. Simulating these transformations in a circuit with fixed causal structure requires either postselection or an extra query to the input black boxes.

DOI: [10.1103/PhysRevA.88.022318](https://doi.org/10.1103/PhysRevA.88.022318)

PACS number(s): 03.67.Ac, 03.65.Ta

I. INTRODUCTION

The quantum circuit model [1–4] is one of the most popular models of quantum computation. In this model, information is encoded into a quantum state that evolves in time under a sequence of quantum gates. Part of the success of this model is due to its intuitive way of representing computation and to the fact that some of the best known quantum algorithms are formulated in the language of quantum circuits (see, e.g., [5–7]).

The processing of quantum states, however, is not the ultimate physical model of computation that can be conceived within the quantum framework. A computation transforms an input into an output, but these do not have to be necessarily quantum states: One can, e.g., consider a computation where the input is a physical transformation provided as a black box and the output is also a transformation, obtained from the input black box by means of suitable physical operations. Considering these computations is quite natural from the perspective of Church’s notion of computation [8], which allows one to compute functions of functions, rather than only functions of bits. This type of *higher-order quantum computation* is described mathematically by suitable linear maps, introduced in Refs. [9,10] and studied systematically in Ref. [11]. Clearly, higher-order quantum computation includes as a special case the processing of quantum states through time evolution. One may wonder whether the converse holds, that is, whether every possible computation on input black boxes can be obtained by inserting them in a quantum circuit at definite time steps.

In this paper we provide a counterexample, showing that there exist higher-order computations that are admissible in principle—i.e., their existence does not lead to any paradoxical or unphysical effect—and yet cannot be realized by inserting a single use of the input black box in a quantum circuit with fixed

causal ordering of the gates. Our counterexample consists of the execution of the program SWITCH, where a pair of input black boxes \mathcal{A} and \mathcal{B} are connected in two different orders ($\mathcal{B}\mathcal{A}$ vs $\mathcal{A}\mathcal{B}$) conditionally on the value of an input bit. The impossibility of realizing the switch by simple insertion of the black boxes \mathcal{A},\mathcal{B} in a quantum circuit is based on the fact that such a realization would be equivalent to the realization of a time-travel machine and therefore would violate causality. On the other hand, if we give up the requirement that the computation be realized by inserting the boxes \mathcal{A},\mathcal{B} in a circuit *in a definite order*, then there are quite simple ways to realize the switch in a quantum laboratory, designing quantum circuits where the geometry of the connections can be entangled with the state of a control qubit. A similar kind of macroscopic entanglement is receiving increasing attention thanks to recent experimental breakthroughs in optomechanics [12–14] and in quantum optics [15].

The idea that computers operating without a definite causal structure could offer advantages over conventional computers was originally suggested by Hardy in Ref. [16]. The first concrete example of a task that can be accomplished only in the absence of a predefined causal structure has been the execution of the program SWITCH, which was introduced in Ref. [17], of which the present paper is an extended elaboration. It is important to note, however, that the program SWITCH can be simulated by using one extra query to the input black boxes (cf. Sec. V of this paper). This means that quantum circuits powered by the quantum SWITCH are equivalent to ordinary quantum circuits in the complexity-theoretic sense. Nevertheless, having access to the quantum SWITCH offers advantages in information processing: For example, Ref. [18] demonstrated such an advantage in a black box discrimination problem, while Ref. [19] exhibited a task where the use of the quantum SWITCH provides a quadratic improvement in the number of queries to the unknown black boxes. Another concrete advantage coming from undefined causal structure came shortly after Ref. [17], when Oreshkov, Costa, and Brukner presented a nonlocal game where a causally unordered strategy offers an advantage over causally ordered [20]. The noncausal strategy is described by a legitimate transformation of boxes of the kind analyzed in this paper, but such strategy does not have a clear operational interpretation in terms

*gchiribella@mail.tsinghua.edu.cn

†dariano@unipv.it

‡paolo.perinotti@unipv.it

§valiron@seas.upenn.edu

||http://iis.tsinghua.edu.cn

¶http://www.qubit.it

**http://www.cis.upenn.edu

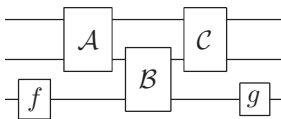
of circuits with quantum control on the connections. As a consequence, it is currently unclear whether the higher-order transformation of Ref. [20] can be also implemented by doubling the number of queries to the input boxes. More generally, the physical realization of the higher-order computations described mathematically in this paper is an important open problem for future research. Having such a characterization is indeed the crucial step needed to assess the computational power of the higher-order model of quantum computation.

The paper is structured as follows. In Sec. II we briefly recall the framework of quantum circuits. In Sec. III we expose the mathematical framework of higher-order quantum transformations (a.k.a. supermaps [10,11]), introducing the notions of *transformations on no-signaling channels* and *transformations on product channels*, and providing as an example the SWITCH transformation. In Sec. IV we show that the SWITCH transformation cannot be realized by inserting the input channels in a circuit, showing that such a realization would be an equivalent to the realization of a time machine. In Sec. V we discuss four ways around the no-go theorem: having access to program states for the black boxes, using extra queries, having access to closed timelike curves, and considering probabilistic implementations of the transformation SWITCH. The possibility of remodeling the resource of two input black boxes with control on the ordering is discussed in Sec. VI. Before concluding, in Sec. VII we define the quantum version of the SWITCH transformation, where the input channels \mathcal{A} and \mathcal{B} are transformed in an output quantum channel implementing a “quantum superposition of the two circuits” $\mathcal{A}\mathcal{B}$ and $\mathcal{B}\mathcal{A}$. Finally, we summarize the results of the paper in Sec. VIII, providing a discussion of their implications and of their relation with other works in the literature.

II. THE FRAMEWORK OF QUANTUM CIRCUITS

In this section we recall a few elementary facts about the framework quantum circuits, in its version including unitary transformations as well as noisy channels (see, e.g., [4]). These facts will be useful to clarify in what sense higher-order transformations go beyond this model.

In a quantum circuit quantum systems are represented by wires. The quantum state of the systems evolves through a sequence of quantum gates, ordered from left to right as in the following example:



Here each wire is drawn in space, but, in general, the path from left to right in the circuit does not represent a path in space: Instead, it represents the time evolution from a computational step to the next. In the above example, the boxes f and g represent transformations of single systems, e.g., unitary gates or noisy quantum channels. The boxes \mathcal{A} , \mathcal{B} , and \mathcal{C} , instead, represent joint transformations of two systems.

It is worth stressing that the quantum circuit is a *computational* circuit, not a physical one: While in the physical circuit we can have loops (e.g., when a system passes twice

through the same physical device), in the computational circuit there are no loops (when we apply twice a transformation to the same system we just draw two times the same box). The computational circuit represents the actual flow of information during the run of a “program.” It is also important to make clear the distinction between *program* and computational circuit, the former being a set of instructions to build up the latter. In the computational circuit the “wires” can never go backward, because this would mean to go *backward in time*, whereas in the program code we can have commands pointing back to a previous instruction.

The framework of quantum circuits is used to evaluate the amount of computational resources used in an algorithm (e.g., number of oracle calls, number of qubits, length of the computation, computational space, etc.). We summarize here a few basic rules that characterize ordinary quantum circuits and the associated resource counting. From now on, the expression *computational circuit* will refer to a circuit satisfying the following set of rules:

- (1) quantum systems are represented by wires;
- (2) a box on a single wire represents a transformation (quantum channel) on the corresponding system, while a box on multiple wires generally describes an interaction between the corresponding systems;
- (3) input-output relations proceed from left to right and there are no loops in the circuit;
- (4) each box represents a single use of the corresponding transformation.

III. HIGHER-ORDER QUANTUM MAPS

In most quantum algorithms the input data are encoded in the unitary transformation performed by a black box (the *oracle*), which represents an unknown channel, called as a subroutine during the computation. The core of all these algorithms describes a computation that takes as an input a certain number of calls to the oracle and returns as an output some classical data, like the period of a function, or the prime factors of an integer. From an abstract point of view, the algorithm implements a higher-order transformation that transforms the quantum channel performed by the oracle into a classical output. Generalizing this idea, we are led to consider higher-order maps where both the input and the output are quantum channels. These maps transform an input oracle into a new output oracle.

The simplest example of higher-order transformations is given by the *quantum supermaps* introduced in Ref. [10]. We now review the main ideas in this simple case and set up the scene for the results of this paper.

A. Notation

In the following, we use capital Roman letters A, B, \dots to describe types of quantum systems, such as qubits, qutrits, and so on. Every system type A is associated with a Hilbert space \mathcal{H}_A having dimension d_A . The trivial system type, denoted by I , will be associated with the trivial quantum system, with one-dimensional Hilbert space $\mathcal{H}_I = \mathbb{C}$. The system type AB will be associated with the tensor product Hilbert space $\mathcal{H}_A \otimes \mathcal{H}_B$.

The linear operators from H_A to H_B are denoted by $\text{Lin}(H_A, H_B)$ [or by $\text{Lin}(H_A)$, if $H_A = H_B$]. We denote by $\text{St}(A)$ the set of quantum states of system A , i.e., the set of unit trace non-negative operators in $\text{Lin}(H_A)$, and by $\text{QO}(A \rightarrow B)$ the set of *quantum operations* of type $A \rightarrow B$, i.e., the set of trace-non-increasing completely positive (CP) maps from $\text{Lin}(H_A)$ to $\text{Lin}(H_B)$. Similarly, we denote by $\text{QChan}(A \rightarrow B)$ the set of *quantum channels* of type $A \rightarrow B$, i.e., the subset of $\text{QO}(A \rightarrow B)$ consisting of trace-preserving maps. Quantum operations and quantum channels of type $A \rightarrow B$ are elements of the real vector space $\text{Herm}(A \rightarrow B)$, consisting of Hermitian-preserving linear maps from $\text{Lin}(H_A)$ to $\text{Lin}(H_B)$ (see, e.g., Refs. [11,21]).

B. Deterministic supermaps on quantum channels

Deterministic transformations of quantum channels were originally defined in Ref. [10]. A concise version of the original definition is as follows.

Definition 1: Deterministic supermaps on quantum channels. A deterministic supermap of type $\text{QChan}(A \rightarrow A') \rightarrow \text{QChan}(B \rightarrow B')$ is a linear map \mathcal{S} from $\text{Herm}(A \rightarrow A')$ to $\text{Herm}(B \rightarrow B')$ satisfying the requirement that for every pair of systems E, E' and for every input quantum channel $\mathcal{C} \in \text{QChan}(AE \rightarrow A'E')$, the output $(\mathcal{S} \otimes \mathcal{I}_{E \rightarrow E'})(\mathcal{C})$ is a quantum channel in $\text{QChan}(BE \rightarrow B'E')$, where $\mathcal{I}_{E \rightarrow E'}$ is the identity supermap, sending every quantum operation $\mathcal{E} \in \text{QO}(E \rightarrow E')$ into itself.

Note in particular that for every input quantum operation $\mathcal{A} \in \text{QO}(A \rightarrow A')$ the output $\mathcal{S}(\mathcal{A})$ is a quantum operation in $\text{QO}(B \rightarrow B')$.

We now introduce the concepts of *marginal of a channel* and *extension of a set of channels* that, besides allowing for an intuitive reinterpretation of Definition 1, will turn out useful when introducing supermaps on restricted sets of channels (in Sec. III C): The *marginal on $A \rightarrow A'$* of a given channel $\mathcal{C} \in \text{QChan}(AE \rightarrow A'E')$ relative to state $\sigma \in \text{St}(E)$ is the channel \mathcal{C}_σ defined by

$$\mathcal{C}_\sigma(\rho) := \text{Tr}_{E'}[\mathcal{C}(\rho \otimes \sigma)]. \tag{1}$$

Given a set of channels $\mathbf{S} \subseteq \text{QChan}(A \rightarrow A')$ and a pair of systems E, E' , the *extension of \mathbf{S} in $\text{QChan}(AE \rightarrow A'E')$* is the set $\text{Ext}_{E \rightarrow E'}(\mathbf{S}) \subseteq \text{QChan}(AE \rightarrow A'E')$ containing all channels \mathcal{C} such that the marginal \mathcal{C}_σ in Eq. (1) is in \mathbf{S} for every $\sigma \in \text{St}(E)$. In formula:

$$\text{Ext}_{E \rightarrow E'}(\mathbf{S}) := \{\mathcal{C} \in \text{QChan}(AE \rightarrow A'E') \mid \mathcal{C}_\sigma \in \mathbf{S}, \forall \sigma \in \text{St}(E)\}.$$

Using the notion of extension, Definition 1 can be reformulated as follows.

Definition 2: Deterministic supermaps on quantum channels—equivalent definition. A deterministic supermap of type $\text{QChan}(A \rightarrow A') \rightarrow \text{QChan}(B \rightarrow B')$ is a linear map \mathcal{S} from $\text{Herm}(A \rightarrow A')$ to $\text{Herm}(B \rightarrow B')$ satisfying the requirement that for every system E, E' and for every input quantum channel $\mathcal{C} \in \text{Ext}_{E \rightarrow E'}[\text{QChan}(A \rightarrow A')]$ the output $(\mathcal{S} \otimes \mathcal{I}_{E \rightarrow E'})(\mathcal{C})$ is a quantum channel in $\text{Ext}_{E \rightarrow E'}[\text{QChan}(B \rightarrow B')]$.

The equivalence with Definition 1 is obvious from the fact that the extensions $\text{Ext}_{E \rightarrow E'}[\text{QChan}(A \rightarrow A')]$ and in $\text{Ext}_{E \rightarrow E'}[\text{QChan}(B \rightarrow B')]$ coincide with the set of all

bipartite channels $\text{QChan}(AE \rightarrow A'E')$ and $\text{QChan}(BE \rightarrow B'E')$, respectively.

An example of a deterministic supermap is given with the concatenation $\mathcal{S}(\mathcal{A}) = \mathcal{F}(\mathcal{A} \otimes \mathcal{I}_C)\mathcal{E}$, depicted as

$$\boxed{\mathcal{S}(\mathcal{A})}^{B'} := \begin{array}{c} \boxed{\mathcal{E}} \begin{array}{c} \boxed{\mathcal{A}} \\ \boxed{\mathcal{C}} \end{array} \boxed{\mathcal{F}}^{B'} \end{array}, \tag{2}$$

where C is a suitable quantum system and $\mathcal{E} \in \text{QChan}(B \rightarrow AC)$ and $\mathcal{F} \in \text{QChan}(A'C \rightarrow B')$ are suitable quantum channels. By definition, the transformations of the form of Eq. (2) are exactly those that can be obtained by inserting a single use of the input channel \mathcal{A} inside a quantum circuit. One of the results of Ref. [10] is that every linear map satisfying the requirements of Definition 1 is a concatenation of the above form: Deterministic supermaps on arbitrary channels can always be realized by insertion in a suitable quantum circuit. This means that if we want to find a counterexample of higher-order transformation that cannot be realized by insertion in a quantum circuit we have to search in a different family of supermaps.

C. Generalizations: Hierarchy of higher-order maps and supermaps on restricted sets of channels

The example of supermaps on quantum channels is the key for two important generalizations.

(1) *Hierarchy of higher-order maps.* Lifting Definition 1 to the next level, we can define linear maps that transform quantum supermaps into quantum supermaps, preserving normalization when acting locally on one side of a bipartite input. Iterating this procedure, we then obtain an infinite hierarchy of higher-order quantum maps.

(2) *Supermaps that transform restricted sets of quantum channels.* Instead of imposing that every channel is sent to a channel as in Definition 1, we can define supermaps that transform a restricted set of quantum channels (e.g., the no-signaling ones) to another, sending elements in the extension of the former into elements in the extension of the latter.

The complete characterization and the physical interpretation of these new quantum maps is a difficult open problem. Regarding generalization (1), part of the hierarchy of higher-order maps has been characterized in Ref. [11]. Precisely, Ref. [11] characterized the types of higher-order maps that can be realized within the quantum circuit framework.

Regarding generalization (2), a more formal definition of supermaps acting on a restricted set of channels can be given as follows.

Definition 3: Deterministic supermaps on a restricted set of quantum channels. Let $\mathbf{S}_A \subseteq \text{QChan}(A \rightarrow A')$ and $\mathbf{S}_B \subseteq \text{QChan}(B \rightarrow B')$ be two subsets of quantum channels. A deterministic supermap of type $\mathbf{S}_A \rightarrow \mathbf{S}_B$ is a linear map \mathcal{S} from $\text{Herm}(A \rightarrow A')$ to $\text{Herm}(B \rightarrow B')$ satisfying the requirement that for every system E, E' and for every input quantum channel $\mathcal{C} \in \text{Ext}_{E \rightarrow E'}[\mathbf{S}_A]$ the output $(\mathcal{S} \otimes \mathcal{I}_{E \rightarrow E'})(\mathcal{C})$ is a quantum channel in $\text{Ext}_{E \rightarrow E'}[\mathbf{S}_B]$.

Several results that are useful for the characterization of supermaps on restricted sets of channels have been recently found by Jenčová [22]. However, also in this case the physical

realizability of these supermaps is an open problem. In this paper we focus on supermaps on *no-signaling channels*, which is one of the most interesting classes of supermaps on restricted sets of channels.

D. Choi representation of higher-order maps

The simplest way to study higher-order maps is via the Choi isomorphism, namely the one-to-one correspondence between quantum operations $\mathcal{Q} \in \text{QO}(A \rightarrow B)$ and positive operators $Q \in \text{Lin}(H_B \otimes H_A)$ given by the relations

$$\begin{aligned} Q &= (\mathcal{Q} \otimes \mathcal{I}_A)(|I_A\rangle\langle I_A|), \\ \mathcal{Q}(\rho) &= \text{Tr}_A[(I_B \otimes \rho^T)Q] \quad \forall \rho \in \text{Lin}(H_A), \end{aligned} \quad (3)$$

where \mathcal{I}_A denotes the identity map on $\text{Lin}(H_A)$, $H_A^{\otimes 2} \ni |I_A\rangle := \sum_{n=1}^{d_A} |n\rangle \otimes |n\rangle$, Tr_A denotes the partial trace on H_A , and ρ^T denotes the transpose of ρ in the basis $\{|n\rangle\}_{n=1}^{d_A}$ used in the definition of $|I\rangle$.

Via the Choi isomorphism, we have that a linear map $\mathcal{S} : \text{Herm}(A \rightarrow A') \rightarrow \text{Herm}(B \rightarrow B')$ can be equivalently represented by a linear map $\tilde{\mathcal{S}}$ from $\text{Lin}(H_{A'} \otimes H_A)$ to $\text{Lin}(H_{B'} \otimes H_B)$, uniquely defined by the relation [10]

$$\begin{aligned} \mathcal{B} = \mathcal{S}(\mathcal{A}) \iff B = \tilde{\mathcal{S}}(A) \quad \forall \mathcal{A} \in \text{QO}(A \rightarrow A') \\ \forall B \in \text{QO}(B \rightarrow B'). \end{aligned} \quad (4)$$

Now, the supermaps introduced in Definition 3 are not arbitrary linear maps: They send quantum channels to quantum channels also when acting locally on suitable bipartite extensions. This property of a supermap \mathcal{S} forces the complete positivity of the map $\tilde{\mathcal{S}}$ in the Choi representation. This fact is easy to show when the set of input channels for \mathcal{S} contains an *internal channel* \mathcal{C}_0 .

Definition 4. A channel $\mathcal{C}_0 \in \text{QChan}(A \rightarrow A')$ is *internal* if for every quantum operation $\mathcal{Q} \in \text{QO}(A \rightarrow A')$ there exists a scaling factor $\lambda > 0$ such that the map $\mathcal{C}_0 - \lambda\mathcal{Q}$ is CP.

The completely depolarizing channel, defined by $\mathcal{C}_0(\rho) := \text{Tr}[\rho] \frac{I_{A'}}{d_{A'}}$, is an example of internal channel.

With this definition, we are ready to state the property of complete positivity for supermaps.

Theorem 1: Complete positivity of supermaps. Let $\mathcal{S}_A \subseteq \text{QChan}(A \rightarrow A')$ and $\mathcal{S}_B \subseteq \text{Herm}(B \rightarrow B')$ be two restricted sets of quantum channels, with the property that \mathcal{S}_A contains an internal channel \mathcal{C}_0 . Let $\mathcal{S} : \text{Herm}(A \rightarrow A') \rightarrow \text{Herm}(B \rightarrow B')$ be a supermap of type $\mathcal{S}_A \rightarrow \mathcal{S}_B$. Then, in the Choi representation, the map $\tilde{\mathcal{S}}$ is CP.

The proof of the theorem is given in Appendix A.

As an immediate implication, Theorem 1 implies that supermaps on arbitrary quantum channels are represented by CP maps in the Choi picture (simply because the set of all quantum channels includes the completely depolarizing channel). Similarly, all the types of supermaps considered in this paper will satisfy the hypothesis of Theorem 1 and hence will be described by CP maps $\tilde{\mathcal{S}}$ in the Choi picture.

Like every CP map, a supermap $\tilde{\mathcal{S}}$ can be written in the Kraus form $\tilde{\mathcal{S}}(A) = \sum_n S_n A S_n^\dagger$. Complete positivity is a very powerful property, which in certain situations allows one to define a supermap uniquely by only specifying its action only on quantum channels.

E. Deterministic supermaps on no-signaling channels

In the rest of the paper we focus on supermaps that transform a restricted set of quantum channels, namely the set of (bipartite) *no-signaling channels*. We recall that a bipartite channel in $\text{QChan}(AB \rightarrow A'B')$ is no-signaling if there exist two channels $\mathcal{A} \in \text{QChan}(A \rightarrow A')$ and $\mathcal{B} \in \text{QChan}(B \rightarrow B')$ such that

$$\begin{aligned} \text{Tr}_{A'}[\mathcal{C}(\rho)] &= \mathcal{B}(\text{Tr}_A[\rho]) \quad \forall \rho \in \text{Lin}(H_A \otimes H_B), \\ \text{Tr}_{B'}[\mathcal{C}(\rho)] &= \mathcal{A}(\text{Tr}_B[\rho]) \quad \forall \rho \in \text{Lin}(H_A \otimes H_B) \end{aligned}$$

(see, e.g., [23]).

Following the general Definition 3, we can define supermaps on no-signaling channels as follows.

Definition 5. Let $\text{NS}(AB \rightarrow A'B')$ denote the set of no-signaling channels in $\text{QChan}(AB \rightarrow A'B')$. A *deterministic supermap of type* $\text{NS}(AB \rightarrow A'B') \rightarrow \text{QChan}(C \rightarrow C')$ is a linear map \mathcal{S} from $\text{Herm}(AB \rightarrow A'B')$ to $\text{Herm}(C \rightarrow C')$ satisfying the requirement that for every system E, E' and for every input quantum channel $\mathcal{C} \in \text{Ext}_{E \rightarrow E'}[\text{NS}(AB \rightarrow A'B')]$ the output $(\mathcal{S} \otimes \mathcal{I}_{E \rightarrow E'})(\mathcal{C})$ is a quantum channel in $\text{Ext}_{E \rightarrow E'}[\text{QChan}(C \rightarrow C')] \equiv \text{QChan}(CE \rightarrow C'E')$.

Note that the normalization condition in Definition 5 is weaker than the one in Definition 1, because the latter requires the output to be a channel whenever the input is a channel, while the former requires the output to be a channel *only if the input channel is no-signaling*. As a consequence, the set of supermaps on no-signaling channels is larger than the set of ordinary supermaps described by Definition 1. Moreover, since the ordinary supermaps are all and only those transformations that can be implemented by inserting the input channel in a suitable circuit [10], all the supermaps on no-signaling channels which are outside the set of ordinary supermaps cannot be implemented in the circuit model (that is, cannot be implemented by inserting one use of the input channel inside a quantum circuit). An example of this kind is the switch supermap, introduced in Ref. [17] and discussed extensively in the next section of this paper. Another example of supermap that cannot be realized by insertion in a quantum circuit is given by the map defined by Oreshkov, Costa, and Brukner [20], whose input is the set of no-signaling channels in $\text{QChan}(AB \rightarrow A'B')$, $H_A \simeq H_B \simeq H_{A'} \simeq H_{B'} \simeq \mathbb{C}^2$.

In the Choi picture, a supermap \mathcal{S} on no-signaling channels is described by a CP map $\tilde{\mathcal{S}}$. Complete positivity can be easily proved from Theorem 1, using the fact that the depolarizing channel is a no-signaling channel.

F. Alternative characterization of supermaps on no-signaling channels

Supermaps on no-signaling channels can be equivalently characterized as *supermaps on product channels*, according to the following definition.

Definition 6: Supermaps on product channels. Let $\text{PROD}(AB \rightarrow A'B') = \{\mathcal{A} \otimes \mathcal{B}, \mathcal{A} \in \text{QChan}(A \rightarrow A'), \mathcal{B} \in \text{QChan}(B \rightarrow B')\}$ denote the set of product channels in $\text{QChan}(AB \rightarrow A'B')$. A *deterministic supermap on product channels of type* $\text{PROD}(AB \rightarrow A'B') \rightarrow \text{QChan}(C \rightarrow C')$ is a linear map \mathcal{S} from $\text{Herm}(AB \rightarrow A'B')$ to $\text{Herm}(C \rightarrow C')$ satisfying the requirement that for

every system E, E' and for every input quantum channel in the extension set $\mathcal{C} \in \text{Ext}_{E \rightarrow E'}[\text{PROD}(AB \rightarrow A'B')]$ the output $(\mathcal{S} \otimes \mathcal{I}_{E \rightarrow E'})(\mathcal{C})$ is a quantum channel in $\text{Ext}_{E \rightarrow E'}[\text{QChan}(C \rightarrow C')] \equiv \text{QChan}(CE \rightarrow C'E')$.

Obviously, product channels are a special case of no-signaling channels. Hence, every supermap on no-signaling channels is also a supermap on product channels. Less trivially, we now show that also the converse is true: The set of supermaps on no-signaling channels coincides with the set of supermaps on product channels. This result is useful because it is much easier to check that a supermap satisfies the definition on product channels, instead of the one on general no-signaling channels.

Theorem 2: Supermaps on no-signaling channels = supermaps on product channels. The set of deterministic supermaps of type $\text{NS}(AB \rightarrow A'B') \rightarrow \text{QChan}(C \rightarrow C')$ coincides with the set of deterministic supermaps of type $\text{PROD}(AB \rightarrow A'B') \rightarrow \text{QChan}(C \rightarrow C')$. Moreover, the correspondence between elements of the two sets is one to one: If two supermaps act in the same way on product channels, then they act in the same way on arbitrary no-signaling channels.

In order to prove the theorem we need to collect a few ingredients. The first ingredient is an alternative characterization of the set of no-signaling channels as affine combinations of product channels. Such a characterization can be easily obtained building on a result of Ref. [24].

Lemma 1: No-signaling channels are affine combinations of product channels. A quantum channel $\mathcal{C} \in \text{QChan}(AB \rightarrow A'B')$ is no-signaling if and only if it is an affine combination of the form $\mathcal{C} = \sum_i \lambda_i \mathcal{F}_i \otimes \mathcal{G}_i$, with $\lambda_i \in \mathbb{R}$, $\mathcal{F}_i \in \text{QChan}(A \rightarrow A')$, $\mathcal{G}_i \in \text{QChan}(B \rightarrow B')$ for every i and $\sum_i \lambda_i = 1$.

Proof. Reference [24] proved that \mathcal{C} is a no-signaling channel if and only if $\mathcal{C} = \sum_i \lambda_i \mathcal{F}_i \otimes \mathcal{G}_i$, where $\mathcal{F}_i \in \text{Herm}(A \rightarrow A')$, $\mathcal{G}_i \in \text{Herm}(B \rightarrow B')$ are trace-preserving maps and $\lambda_i \in \mathbb{R}$ for every i . Clearly, the trace-preserving property of \mathcal{C} , \mathcal{F}_i , and \mathcal{G}_i forces the linear combination to be affine, namely $\sum_i \lambda_i = 1$. Now to prove our thesis we only need to observe that every Hermitian-preserving, trace-preserving map is an affine combination of quantum channels. The proof of this fact is proven in the following lemma. ■

Lemma 2: Hermitian-preserving, trace-preserving maps are affine combinations of quantum channels. Every Hermitian-preserving, trace-preserving map $\mathcal{L} \in \text{Herm}(A \rightarrow A')$ can be written in the form $\mathcal{L} = \theta \mathcal{C}_+ + (1 - \theta) \mathcal{C}_-$, where $\mathcal{C}_\pm \in \text{QChan}(A \rightarrow A')$ are quantum channels and $\theta \geq 0$.

Proof. Consider an arbitrary Hermitian-preserving and trace-preserving linear map $\mathcal{L} \in \text{Herm}(C \rightarrow C')$. Write it as $\mathcal{L} = \mathcal{L}_+ - \mathcal{L}_-$, where \mathcal{L}_\pm are CP maps in $\text{Herm}(C \rightarrow C')$. Since \mathcal{L} is trace preserving, we have

$$\text{Tr}[\rho] = \text{Tr}[\mathcal{L}_+(\rho)] - \text{Tr}[\mathcal{L}_-(\rho)] \quad \forall \rho \in \text{St}(C). \quad (5)$$

By defining $\theta := \max_{\rho \in \text{St}(C)} \text{Tr}[\mathcal{L}_+(\rho)]$ we can now introduce the maps \mathcal{C}_+ and \mathcal{C}_- via the relations

$$\begin{aligned} \theta \mathcal{C}_+(\rho) &:= \mathcal{L}_+(\rho) + \frac{I_C}{d_C} (\theta \text{Tr}[\rho] - \text{Tr}[\mathcal{L}_+(\rho)]), \\ (\theta - 1) \mathcal{C}_-(\rho) &:= \mathcal{L}_-(\rho) + \frac{I_C}{d_C} (\theta \text{Tr}[\rho] - \text{Tr}[\mathcal{L}_+(\rho)]), \end{aligned}$$

for every state $\rho \in \text{St}(C)$. Using Eq. (5) and the definition of θ it is immediately obvious that \mathcal{C}_\pm are CP and trace preserving, that is, they are quantum channels. Moreover, by construction \mathcal{L} can be expressed as a linear combination $\mathcal{L} = \theta \mathcal{C}_+ + (1 - \theta) \mathcal{C}_-$, thus proving the thesis. ■

Lemma 1 implies the following corollary.

Corollary 1: The action of a linear map on no-signaling channels is completely identified by its action on product channels. Let $\mathcal{S}, \mathcal{S}'$ be two linear maps from $\text{Herm}(AB \rightarrow A'B')$ to $\text{Herm}(C \rightarrow C')$. Then, the following condition holds

$$\begin{aligned} \mathcal{S}(A \otimes B) &= \mathcal{S}'(A \otimes B), \quad \forall A \in \text{QChan}(A \rightarrow A') \\ &\quad \forall B \in \text{QChan}(B \rightarrow B') \\ \implies \mathcal{S}(C) &= \mathcal{S}'(C) \quad \forall C \in \text{NS}(AB \rightarrow A'B'). \end{aligned}$$

Now, to prove Theorem 2 it remains to take care of complete positivity: We have to ensure that the output of a supermap on product channels is CP even when the supermap is applied to a no-signaling channel. In fact, thanks to Theorem 1, we are in position to prove a much stronger result: Supermaps on quantum channels produce a CP output *even when the input is an arbitrary CP map*.

Lemma 3: Supermaps on product channels are CP. Let \mathcal{S} be a supermap of type $\text{Prod}(AB \rightarrow A'B') \rightarrow \text{QChan}(C \rightarrow C')$. Then, for every pair of systems E, E' and for every quantum operation $\mathcal{Q} \in \text{QO}(ABE \rightarrow A'B'E')$ the map $(\mathcal{S} \otimes \mathcal{I}_{E \rightarrow E'})(\mathcal{Q})$ is CP.

Proof. The set of product channels contains the internal channel $\mathcal{C}_0 = \mathcal{C}_{0,A} \otimes \mathcal{C}_{0,B}$, where $\mathcal{C}_{0,A}(\rho) = \text{Tr}[\rho] I_{A'}/d_{A'}$ and $\mathcal{C}_{0,B}(\rho) = \text{Tr}[\rho] I_{B'}/d_{B'}$ are depolarizing channels. Hence, thanks to Theorem 1, the map \mathcal{S} is CP. Translating back from the Choi picture, this means that $(\mathcal{S} \otimes \mathcal{I}_{E \rightarrow E'})$ sends CP maps to CP maps. ■

We can finally conclude with the proof of Theorem 2.

Proof of Theorem 2. Since supermaps on no-signaling channels are automatically supermaps on product channels, to prove that the two sets are the same we only need to prove the converse inclusion: We need to prove that supermaps on product channels are necessarily supermaps on no-signaling channels. Let \mathcal{S} be a supermap on product channels and let $\mathcal{C} \in \text{Ext}_{E \rightarrow E'}[\text{NS}(AB \rightarrow A'B')]$ be the extension of some no-signaling (not necessarily product) channel. Then, by Lemma 3 the map $\mathcal{C}' := (\mathcal{S} \otimes \mathcal{I}_{E \rightarrow E'})(\mathcal{C})$ is CP. We now have to guarantee that \mathcal{C}' is trace preserving. To this purpose, note that for every pair of quantum states $\rho \in \text{St}(AB), \sigma \in \text{St}(E)$ we have

$$\text{Tr}[\mathcal{C}'(\rho \otimes \sigma)] = \text{Tr}\{[\mathcal{S}(\mathcal{C}_\sigma)](\rho)\},$$

where we \mathcal{C}_σ is the channel defined by $\mathcal{C}_\sigma(\rho) := \mathcal{C}(\rho \otimes \sigma)$. Since \mathcal{C} is the extension of a no-signaling channel, the channel \mathcal{C}_σ is no-signaling. Then, by Lemma 1, we can write \mathcal{C}_σ as an affine combination of product channels $\mathcal{C}_\sigma = \sum_i \lambda_{i,\sigma} (\mathcal{A}_{i,\sigma} \otimes \mathcal{B}_{i,\sigma})$. Now, since \mathcal{S} is a supermap on product channels, $\mathcal{S}(\mathcal{A}_{i,\sigma} \otimes \mathcal{B}_{i,\sigma})$ is a channel for every i , and, in particular, it is trace preserving. We then conclude

$$\begin{aligned} \text{Tr}[\mathcal{C}'(\rho \otimes \sigma)] &= \sum_i \lambda_{i,\sigma} \text{Tr}\{[\mathcal{S}(\mathcal{A}_{i,\sigma} \otimes \mathcal{B}_{i,\sigma})](\rho)\} \\ &= \sum_i \lambda_{i,\sigma} = 1. \end{aligned}$$

Since product states are a spanning set, the above equation proves that $\mathcal{C}' = (\mathcal{S} \otimes \mathcal{I}_{E \rightarrow E'})(\mathcal{C})$ is trace preserving. Hence, we have proved that \mathcal{S} is a supermap on no-signaling channels. Finally, the correspondence between supermaps on product channels and supermaps on no-signaling channels is 1 to 1: If two supermaps $\mathcal{S}, \mathcal{S}'$ on no-signaling channels satisfy $\mathcal{S}(\mathcal{A} \otimes \mathcal{B}) = \mathcal{S}'(\mathcal{A} \otimes \mathcal{B})$ for arbitrary product channels, then $\mathcal{S} = \mathcal{S}'$. ■

G. The switch supermap

Here we show an example of supermap on no-signaling channels that cannot be realized by inserting the input in a given quantum circuit. The example is given by the *switch supermap* \mathcal{Z} , which is defined as a supermap of type $\text{NS}(\text{AB} \rightarrow \text{A}'\text{B}') \rightarrow \text{QChan}(\text{C} \rightarrow \text{C}')$ with $\text{A} = \text{B} = \text{A}' = \text{B}' = \text{C}' = \mathbb{C}^2$ and $\text{C} = \text{AQ}$, where $\text{Q} = \mathbb{C}^2$. The supermap \mathcal{Z} transforms an arbitrary pair of quantum channels $\mathcal{A} \in \text{QChan}(\text{A} \rightarrow \text{A}'), \mathcal{B} \in \text{QChan}(\text{B} \rightarrow \text{B}')$ into the classically controlled channel that performs either the transformation $\mathcal{B}\mathcal{A}$ or the transformation $\mathcal{A}\mathcal{B}$ conditionally on the outcome of a measurement on the control qubit Q. Precisely, the output of the supermap is the channel $\mathcal{Z}(\mathcal{A} \otimes \mathcal{B}) \in \text{QChan}(\text{AQ} \rightarrow \text{A})$ defined by

$$\mathcal{Z}(\mathcal{A} \otimes \mathcal{B})(\rho) := \mathcal{B}\mathcal{A}(\langle 0|_Q \rho |0\rangle_Q) + \mathcal{A}\mathcal{B}(\langle 1|_Q \rho |1\rangle_Q), \quad (6)$$

where $\langle i|_Q \rho |i\rangle_Q$ is the state of system A conditional to the outcome i of an orthogonal measurement on the control qubit Q.

Equation (6) defines the action of the linear map \mathcal{Z} on the set of product channels, and, by linearity, also on the set of no-signaling channels (cf. Lemma 1). If \mathcal{Z} were just a linear map, then we would be free to choose how to define it outside the subspace spanned by no-signaling channels. However, since we require \mathcal{Z} to be a *supermap on no-signaling channels*, \mathcal{Z} has to satisfy the additional constraint of complete positivity. Surprisingly, it is possible to show that Eq. (6) combined with complete positivity determines the action of \mathcal{Z} on arbitrary quantum operations.

Lemma 4. The switch supermap \mathcal{Z} is uniquely defined by Eq. (6). In particular, for two arbitrary quantum operations $\mathcal{Q}_A \in \text{QO}(\text{A} \rightarrow \text{A}')$ and $\mathcal{Q}_B \in \text{QO}(\text{B} \rightarrow \text{B}')$ one has

$$\mathcal{Z}(\mathcal{Q}_A \otimes \mathcal{Q}_B)(\rho) = \mathcal{Q}_B \mathcal{Q}_A(\langle 0|_Q \rho |0\rangle_Q) + \mathcal{Q}_A \mathcal{Q}_B(\langle 1|_Q \rho |1\rangle_Q).$$

Proof. Equation (6) is equivalent to

$$\mathcal{Z}(\mathcal{A} \otimes \mathcal{B}) = \mathcal{P}_0 \otimes \mathcal{Z}^{(0)}(\mathcal{A} \otimes \mathcal{B}) + \mathcal{P}_1 \otimes \mathcal{Z}^{(1)}(\mathcal{A} \otimes \mathcal{B}), \quad (7)$$

where $\mathcal{P}_i(\rho) = \langle i|_Q \rho |i\rangle_Q, i = 0, 1$ are the quantum operations representing the measurement on the control qubit C, and $\mathcal{Z}^{(i)} : \text{Herm}(\text{AB} \rightarrow \text{A}'\text{B}') \rightarrow \text{Herm}(\text{A} \rightarrow \text{A}), i = 0, 1$ are two linear maps such that

$$\mathcal{Z}^{(0)}(\mathcal{A} \otimes \mathcal{B}) = \mathcal{B}\mathcal{A}, \quad (8)$$

$$\mathcal{Z}^{(1)}(\mathcal{A} \otimes \mathcal{B}) = \mathcal{A}\mathcal{B}, \quad (9)$$

for every pair of quantum channels $\mathcal{A} \in \text{QChan}(\text{A} \rightarrow \text{A}')$ and $\mathcal{B} \in \text{QChan}(\text{B} \rightarrow \text{B}')$.

Clearly, \mathcal{Z} is a supermap on no-signaling channels if and only if $\mathcal{Z}^{(0)}$ and $\mathcal{Z}^{(1)}$ are both supermaps on no-signaling channels. We now show that, due to complete positivity,

Eqs. (8) and (9) are sufficient to identify the supermaps $\mathcal{Z}^{(0)}$ and $\mathcal{Z}^{(1)}$ uniquely. To this purpose, we use the Choi representation of Eq. (4), where each $\mathcal{Z}^{(i)}, i = 0, 1$ is represented by a CP linear map $\tilde{\mathcal{Z}}^{(i)} : \text{Lin}(\text{H}_{A'} \otimes \text{H}_A \otimes \text{H}_{B'} \otimes \text{H}_B) \rightarrow \text{Lin}(\text{H}_A \otimes \text{H}_A)$.

We now show that Eq. (8) completely determines the map $\tilde{\mathcal{Z}}^{(0)}$ (and hence $\mathcal{Z}^{(0)}$, since the correspondence $\mathcal{Z}^{(0)} \leftrightarrow \tilde{\mathcal{Z}}^{(0)}$ is one to one). Let us consider the case where \mathcal{A} and \mathcal{B} are both unitary channels. For a unitary channel $\mathcal{U}(\rho) = U\rho U^\dagger$, the Choi operator is the rank 1 operator $|U\rangle\langle U|$, where $|U\rangle$ is the vector defined by $|U\rangle := (U \otimes I)|I\rangle$. Using Eq. (8) we then obtain

$$\mathcal{Z}^{(0)}(|U\rangle\langle U| \otimes |V\rangle\langle V|) = |UV\rangle\langle UV|,$$

for every unitary operators U and V . Writing the map $\tilde{\mathcal{Z}}^{(0)}$ in the Kraus form $\tilde{\mathcal{Z}}^{(0)}(\mathcal{C}) = \sum_n Z_n^{(0)} \mathcal{C} Z_n^{(0)\dagger}$ (recall that $\tilde{\mathcal{Z}}_0$ is CP by Theorem 1), we then get

$$\sum_n Z_n^{(0)}(|U\rangle\langle U| \otimes |V\rangle\langle V|)Z_n^{(0)\dagger} = |UV\rangle\langle UV| \quad (10)$$

for every unitary operator U and V . Hence, for every n we must have

$$Z_n^{(0)}|U\rangle|V\rangle = \alpha_{n,U,V}^{(0)}|UV\rangle \quad (11)$$

for some complex number $\alpha_{n,U,V}^{(0)}$, which possibly depends on U and V . Note that Eq. (10) imposes $\sum_n |\alpha_{n,U,V}^{(0)}|^2 = 1$ for every unitary U, V .

Applying Eq. (10) in the case where U and V are Pauli matrices $\{\sigma_\mu\}_{\mu=0}^3, \sigma_0 = I, \{\sigma_1, \sigma_2, \sigma_3\} \equiv \{\sigma_x, \sigma_y, \sigma_z\}$, we have

$$Z_n^{(0)}|\sigma_\mu\rangle|\sigma_\nu\rangle = \alpha_{n,\mu,\nu}^{(0)}|\sigma_\mu\sigma_\nu\rangle. \quad (12)$$

Now we show that $\alpha_{n,\mu,\nu}^{(0)}$ is independent of μ and ν , say $\alpha_{n,U,V} \equiv \alpha_n, \forall \mu, \nu \in \{0, 1, 2, 3\}$. To see that $\alpha_{n,\mu,\nu}^{(0)}$ is independent of μ and ν , consider the unitary $U = \frac{1}{2} \sum_\mu \omega_\mu \sigma_\mu$, where $\omega_0 = 1$ and $\omega_\mu = i$ for $\mu = 1, 2, 3$. Equation (11) then gives

$$Z_n^{(0)}|\sigma_\mu\rangle|U\rangle = \alpha_{n,\mu,U}^{(0)}|\sigma_\mu U\rangle = \sum_\nu \frac{\alpha_{n,\mu,U}^{(0)} \omega_\nu}{2} |\sigma_\mu \sigma_\nu\rangle,$$

whereas linearity and Eq. (12) give

$$Z_n^{(0)}|\sigma_\mu\rangle|U\rangle = \sum_\nu \frac{\alpha_{n,\mu,\nu}^{(0)} \omega_\nu}{2} |\sigma_\mu \sigma_\nu\rangle.$$

Hence, by comparison we obtain $\alpha_{n,\mu,\nu}^{(0)} = \alpha_{n,\mu,U}^{(0)}$ for every μ, ν . This shows that $\alpha_{n,\mu,\nu}^{(0)}$ cannot depend on ν . Repeating the same argument for $Z_n^{(0)}(|U\rangle|\sigma_\nu\rangle)$, we can also prove that $\alpha_{n,\mu,\nu}^{(0)}$ cannot depend on μ . In conclusion, we have $\alpha_{n,\mu,\nu}^{(0)} = \alpha_n^{(0)}$ for every n, μ, ν .

Using linearity and the completeness of the Pauli matrices $\{\sigma_\mu\}_{\mu=0}^3$ in the space of linear operators, this implies that

$$Z_n^{(0)}|A\rangle|B\rangle = \alpha_n |AB\rangle \quad \forall A, B \in \text{Lin}(\mathbb{C}^2)$$

and, therefore, $\tilde{\mathcal{Z}}^{(0)}(|A\rangle\langle A| \otimes |B\rangle\langle B|) = |AB\rangle\langle AB|$ for every $A, B \in \text{Lin}(\mathbb{C}^2)$. Finally, using the normalization condition $\sum_n |\alpha_n^{(0)}|^2 = 1$, we get

$$\tilde{\mathcal{Z}}^{(0)}(|A\rangle\langle A| \otimes |B\rangle\langle B|) = |AB\rangle\langle AB| \quad \forall A, B \in \text{Lin}(\mathbb{C}^2).$$

The same argument can be repeated for the map $\tilde{\mathcal{Z}}^{(1)}$, for which we find

$$\tilde{\mathcal{Z}}^{(1)}(|A\rangle\langle A| \otimes |B\rangle\langle B|) = |BA\rangle\langle BA| \quad \forall A, B \in \text{Lin}(\mathbb{C}^2).$$

Note that the above equations, along with linearity, define uniquely the maps $\tilde{\mathcal{Z}}^{(0)}$ and $\tilde{\mathcal{Z}}^{(1)}$. From these facts we derive the following conclusions: (i) There exists only one supermap on no-signaling channels that satisfies Eq. (7), and (ii) Eq. (7) must hold not only for quantum channels $\mathcal{A} \in \text{QChan}(\mathbb{H}_A \rightarrow \mathbb{H}_A)$ and $\mathcal{B} \in \text{QChan}(\mathbb{H}_B \rightarrow \mathbb{H}_B)$, but also for arbitrary quantum operations $\mathcal{Q}_A \in \text{QO}(\mathbb{H}_A \rightarrow \mathbb{H}_A)$ and $\mathcal{Q}_B \in \text{QO}(\mathbb{H}_B \rightarrow \mathbb{H}_B)$. This concludes the proof. ■

Remark: Impossibility of switching boxes in dimension $d > 2$. The impossibility proof uses the properties of Pauli matrices. With a little amount of extra labor, using the property of the shift-and-multiply unitaries it is possible to show that the same impossibility proof holds for the switch supermap defined on pair of channels in general dimension $d > 2$.

IV. NO-GO THEOREM FOR THE CLASSICAL SWITCH OF BLACK BOXES

As anticipated in the previous sections, we now show that there exist functions of black boxes that are implementable by means of elementary operations, but cannot be represented by a circuit obeying rules (1)–(4).

The key counterexample is provided by the switch supermap, which corresponds to the following function of two qubit black boxes f and g and of a classical control bit x :

$$\text{SWITCH}(x, f, g) = \begin{cases} \text{---} f \text{---} g \text{---} & x = 1, \\ \text{---} g \text{---} f \text{---} & x = 0. \end{cases} \quad (13)$$

The two black boxes f and g —along with the classical bit x —are the *input* of the function and must be regarded as *single* calls to two different oracles during the computation. The above example can be generalized in various ways, for example by putting between f and g a third box U_x that depends on the value of the bit x , or by leaving between f and g an open slot in which a third arbitrary transformation can be inserted.

It is easy to imagine a physical device that implements the function SWITCH. Consider a machine with two slots in which the user can plug two *variable* boxes f and g at his choice, as in Fig. 1.



FIG. 1. (Color online) A sketch of the ideal machine implementing the SWITCH function on the input boxes f and g .

The machine is programmed with the following code:

```
PROGRAM "SWITCH"
if x = 1
then
do  $f$   $g$ 
else
do  $g$   $f$ 
endif
```

We can imagine that the machine has movable wires inside that can connect boxes f and g in two possible ways depending on the value of the classical bit x , thus implementing the SWITCH function. Ordinary quantum circuits, however, do not have such movable wires. They can have controlled-SWAP operations, but once a time ordering between f and g has been chosen in the circuit, there is no way to reverse it. Intuitively, if g has been applied after f , the only way to invert the order is to send information back in time, using a fictional time machine. We now make this statement rigorous, proving that if one could implement the SWITCH function by inserting the boxes f and g in a quantum circuit, then the same circuit could be used to implement deterministic time travel. Since deterministic time travel is impossible in standard quantum mechanics, this fact leads to the following no-go theorem.

Theorem 3: No classical switch of boxes. The function SWITCH defined in Eq. (13) cannot be computed deterministically by a circuit in which the two unknown oracles f and g are called a single time in a fixed causal order.

As anticipated, the proof is by contradiction: We now prove that if the function SWITCH could be implemented by inserting the boxes in a circuit, then that circuit could be used to send qubits back in time.

Proposition 1: Switching boxes in a circuit implies the deterministic time travel. If the function SWITCH defined in Eq. (13) could be implemented on an arbitrary pair of black boxes f and g by inserting f and g in a circuit, then the same circuit could be used to achieve deterministic time travel.

Proof. Suppose, by contradiction, that there exists a deterministic circuit performing the program SWITCH using a single call to f and g . Without loss of generality, let us assume that in this circuit the oracle f is called before the oracle g . Then we must have

$$\begin{aligned} |x\rangle\langle x| & \text{---} \mathcal{C}_1 \text{---} f \text{---} \mathcal{C}_2 \text{---} g \text{---} \mathcal{C}_3 \text{---} \\ & = \begin{cases} \text{---} f \text{---} g \text{---} & x = 1, \\ \text{---} g \text{---} f \text{---} & x = 0. \end{cases} \end{aligned} \quad (14)$$

where C_1, C_2 , and C_3 are quantum channels (possibly using ancillary systems).

Now, let $S : \text{Herm}(AB \rightarrow A'B') \rightarrow \text{Herm}(AQ \rightarrow A)$ be the linear map defined by the above circuit, namely, the linear map defined by

$$S(\mathcal{A} \otimes \mathcal{B}) := C_3(\mathcal{B} \otimes \mathcal{I}_3)C_2(\mathcal{A} \otimes \mathcal{I}_1)C_1,$$

where $\mathcal{A} \in \text{Herm}(A \rightarrow A')$ and $\mathcal{B} \in \text{Herm}(B \rightarrow B')$ are generic maps and \mathcal{I}_1 and \mathcal{I}_2 denote the identity on the ancillary qubits at steps 1 and 2, respectively, so that for all channels \mathcal{A}, \mathcal{B} it holds that the channel depicted in Eq. (14) is given by $S(\mathcal{A} \otimes \mathcal{B})$.

By definition, S is a supermap on product channels: It sends product channels to quantum channels, even when acting on bipartite product channels (see Definition 6). Since the set of supermaps on product channels coincides with the set of supermaps on no-signaling channels (Theorem 2), S is also a map on no-signaling channels. Moreover, by hypothesis [Eq. (14)] \mathcal{Z} satisfies Eq. (6). Hence, S is exactly the supermap \mathcal{Z} defined in Sec. III G.

Now, by Lemma 4 we know that Eq. (14) must hold also when f and g are arbitrary quantum operations. We now show that this leads to a contradiction. Let us introduce an additional qubit E . Now, every bipartite channel $\mathcal{F} \in \text{QChan}(AE \rightarrow A'E)$ can be written as a linear combination $\mathcal{F} = \sum_{i,j} x_{ij} f_i \otimes e_j$, where each x_{ij} is a (possibly negative) real number, $f_i \in \text{QO}(A \rightarrow A')$ and $e_j \in \text{QO}(E \rightarrow E)$ are suitable quantum operations, and similarly, every bipartite channel $\mathcal{G} \in \text{QChan}(BE \rightarrow B'E)$ can be written as $\mathcal{G} = \sum_{kl} y_{kl} g_k \otimes e_l$, with suitable coefficients y_{kl} and suitable quantum operations $g_k \in \text{QO}(B \rightarrow B')$. Hence, by linearity, we obtain that for $x = 0$ the fixed circuit locally switches bipartite boxes; that is, we have for generic two-qubit channels \mathcal{F} and \mathcal{G}

$$= \begin{cases} \text{Circuit with } \mathcal{F} \text{ then } \mathcal{G} & x = 1, \\ \text{Circuit with } \mathcal{G} \text{ then } \mathcal{F} \text{ and backward line} & x = 0, \end{cases} \quad (15)$$

where the backward line in the $x = 0$ case is a graphical notation meaning that the second output of channel \mathcal{G} is fed in the second input of channel \mathcal{F} .

Now consider the case of two SWAP channels $\mathcal{F} = \mathcal{G} = \mathcal{E}$, with $\mathcal{E}(\rho \otimes \sigma) = \sigma \otimes \rho$. In this case, the output for $x = 0$ would be a circuit containing a time loop, as represented in the

following diagram:

$$= \text{Simplified circuit with } \mathcal{E} \text{ gate} \quad (16)$$

where the last equality can be easily verified considering that the SWAP gate \mathcal{E} acts as an identity map from the top left system to the bottom right, and as an identity from the bottom left to the top right. The loop on top of the SWAP channel represents an identity map from a future computational step A_3 to a previous one A_2 (in other words, a deterministic time travel). ■

Having reduced the circuit realization of the SWITCH program to the realization of a time-travel machine means having proved its impossibility. A formal proof is given in the following.

Proof of Theorem 3. Consider probabilistic teleportation, represented by the equation

$$\text{Teleportation circuit} = \frac{1}{4} \text{Identity channel} \quad (17)$$

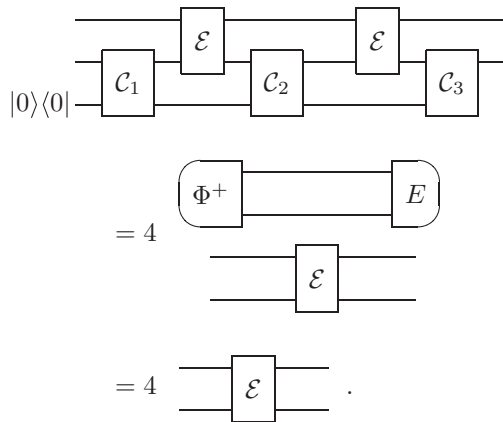
where Φ^+ represents the preparation of a maximally entangled state of two qubits, E represents the outcome of the Bell measurement corresponding to the projection on Φ^+ , and \mathcal{I} is the identity channel for a single qubit. Multiplying both members by 4, Eq. (17) becomes a way to represent the identity channel. For an identity channel from the future to the past, we have

$$\text{Loop of identity channels} = 4 \text{Teleportation circuit}$$

Substituting this identity in Eq. (16), we obtain

$$= 4 \text{Circuit with loop of identity channels}$$

Finally, connecting the top wires gives

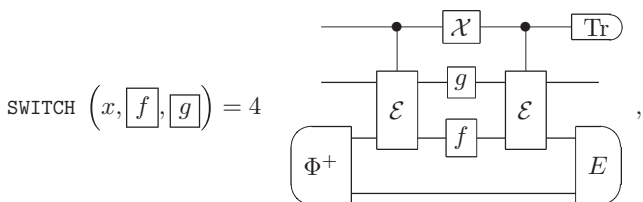


This is clearly absurd because the first term in the chain of equalities is trace-preserving, while the last term is not. In fact, the above equation implies the absurd statement $1 = 4$. ■

Remark 1: Impossible switches and impossible time travels. As we saw in Proposition 1, a circuit switching black boxes would enable a *deterministic time travel*, where the state of a qubit on the top is teleported back into the past. It is worth mentioning that the converse is also true: Having access to a hypothetical time-travel machine sending qubits from the future to the past would allow one to build a computational circuit for the program SWITCH. As in the proof of Proposition 1, we represent the time-travel machine by a probabilistic teleportation diagram, suitably rescaled by a factor 4 [cf. Eq. (16)], following the model of closed timelike curves considered in Refs. [25–28]. It is known that such an artificial rescaling of the probability of postselected outcomes has dramatic computational consequences [29]. In our case, it would allow one to construct a circuit that realizes the SWITCH transformation.

Proposition 2: Closed timelike curves enable a circuit realization of the SWITCH program. If access to a closed timelike curve were available, then the program SWITCH could be implemented deterministically by inserting the two black boxes f and g in a circuit.

Proof. The following equality is immediately discernable



where Tr represents the partial trace, \mathcal{X} is the bit-flip channel $\mathcal{X}(\rho) = X\rho X$, $X = |0\rangle\langle 1| + |1\rangle\langle 0|$, and \mathcal{E} represents the control-SWAP channel $\mathcal{E}(\rho) = U\rho U^\dagger$, $U = I \otimes |0\rangle\langle 0| + \text{SWAP} \otimes |1\rangle\langle 1|$, $\text{SWAP}|\alpha\rangle|\beta\rangle = |\beta\rangle|\alpha\rangle$. ■

Combining Propositions 1 and 2, we then obtain the following equivalence.

Corollary 2: Switching boxes in a circuit is equivalent to time travel. The program SWITCH can be implemented deterministically by inserting the two black boxes f and g in a circuit if and only if access to a closed timelike curve is available.

Remark 2 (relation with Church’s λ calculus). The program SWITCH is the prototype of a *higher-order computation* of the kind described in the λ calculus by Church [8]. In this model, the input and output of a computation can be functions, instead of blocks of data. Theorem 1 states that there exists a higher-order computation that cannot be implemented by a quantum circuit containing only one use of f and g in a predefined causal order.

The idea to construct a formal language able to encode a quantum version of Church’s λ calculus has been considered by several authors in the literature, leading to many different versions of quantum λ calculi [30–35]. It is interesting to note that the program SWITCH is an example of the computations that can be expressed in the version by Selinger and Valiron [33] of a λ calculus for quantum computations with classical control. Later in the paper we also consider the quantum version of the program SWITCH, which is an example of higher-order computation outside the model of Ref. [33].

Remark 3: Impossibility of switching classical boxes. The impossibility of implementing the program SWITCH by insertion of the input boxes in a computational circuit obeying rules (1)–(4) holds not only in the quantum world, but also in the classical one. Indeed, the proof given in the quantum case can be adapted to the classical case by substituting Eq. (17) with the diagram for classical probabilistic teleportation using a maximally correlated mixed state.

V. WAYS AROUND THE NO-GO THEOREM

The problem with the realization of the program SWITCH by insertion in an ordinary circuit is due to four different facts that are assumed in the hypothesis of the no-go theorem:

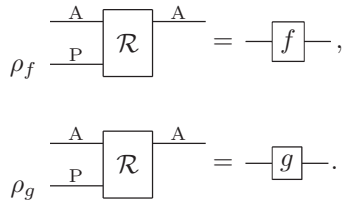
- (1) the facts that the functions f and g are provided as *black boxes*;
- (2) the fact that the black boxes can be called *only once* in the run of the circuit;
- (3) the fact that *time loops are forbidden*;
- (4) the fact that the circuit is required to be *deterministic*.

We now show that, by relaxing any of these requirements, one can find a way around the no-go theorem of the previous section.

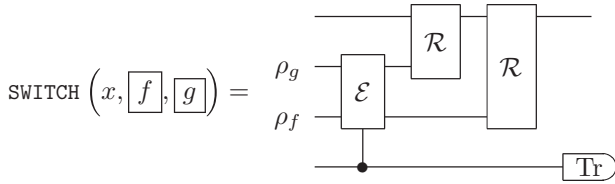
A. Implementation of the program SWITCH via access to program states

The first reason for the impossibility of implementing the function SWITCH problem arises from the fact that the input functions f and g are provided as physical machines (black boxes) inserted in a circuit. This problem would not arise if the functions f and g were encoded into sets of programming data defining two subroutines. Indeed, when functions are encoded into strings of (qu)bits, they can be processed sequentially by a circuit using controlled operations. More precisely, suppose that we are given two *program states* $\rho_f, \rho_g \in \text{St}(\mathbb{P})$ (\mathbb{P} being the program system) and a programmable channel

$\mathcal{R} \in \text{QChan}(AP \rightarrow A)$ such that



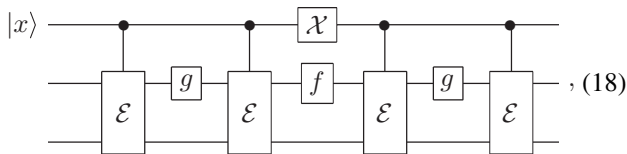
In that case, the output of the program SWITCH for the particular input pair (\boxed{f}, \boxed{g}) can be produced as follows:



However, such a realization is possible only for those black boxes \boxed{f} and \boxed{g} that can be encoded in the state of the program system and decoded by a programmable channel \mathcal{R} . In quantum theory, the no-programming theorem [36] states that it is impossible to encode an arbitrary quantum channel in the state of a finite quantum system. This is due to the fact that two unitary channels can be retrieved from their program states if and only if the program states are orthogonal.

B. Implementation of the SWITCH program with two queries to the black boxes

Another obstacle to the realization of the SWITCH program arises from the fact that the oracles f and g are restricted to be called *only once*, i.e., that the circuit must contain boxes \boxed{f} and \boxed{g} only once [rule (4)] and in a definite time order [rule (3)]. Indeed, a computational circuit that produces the *same output* of the program SWITCH actually exists, but it requires two calls to at least one of the oracles f and g , e.g., as



where \boxed{E} is a control-SWAP channel, exchanging the two input qubits depending on the state of the control qubit, and \boxed{X} is the bit-flip channel. The above circuit achieves the desired SWITCH transformation over the qubit in the middle wire depending on the state of the controlling qubit at the top wire. This fact is *not* in contradiction with Theorem 1: If the input consists of two black boxes \boxed{f}, \boxed{g} , the possibility of achieving two uses from a single one is ruled out by the no-cloning theorem for boxes [37]. Again, the limitation due to the single call constraint is strictly related to the black box nature of the functions f and g . If we knew what f and g are, we would be duplicate them, thus making possible the

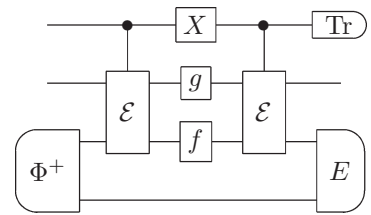
computation of the function $\mathcal{S}(x, \boxed{f}, \boxed{g})$ through the circuit of Eq. (18).

C. Implementation of the program SWITCH through access to a closed timelike curve

This point was already discussed in Proposition 2 : A circuit that has access to a closed timelike curve (i.e., an identity channel from the future to the past) can implement the program SWITCH deterministically, on arbitrary black boxes, by running the black boxes only once.

D. Probabilistic simulation of the SWITCH program with a single query to the black boxes

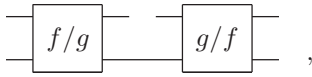
Another factor that prevents the implementation of the program SWITCH as a computational circuit is the requirement that the program succeeds *deterministically*. Indeed, rules (1)–(4) do not forbid achieving the task with some probability. In particular, a computational circuit that uses probabilistic teleportation succeeds in the task with probability 1/4 is given by



When the outcome E occurs in this circuit, we may say that the third qubit (from the top) has been teleported from the future back to the past. In this case it is easy to see that if the control qubit is in state $|1\rangle$ one obtains the sequence “ \boxed{f} followed by \boxed{g} ” acting on the second input qubit, while if the control qubit is in state $|0\rangle$ the boxes are exchanged. Also, if one puts the control qubit in the superposition $(|0\rangle + |1\rangle)/\sqrt{2}$ and omits the partial trace Tr , one obtains a quantum superposition of the two orderings of the boxes, namely the output of the circuit is proportional to $(U_f U_g |\psi\rangle |1\rangle + U_g U_f |\psi\rangle |0\rangle)/\sqrt{2}$, where $|\psi\rangle$ is the input state of the qubit in the second wire, and U_f and U_g denote the unitary operators corresponding to boxes \boxed{f} and \boxed{g} , respectively. Note, however, that the probability of achieving the program SWITCH for \boxed{f} and \boxed{g} transforming N qubits goes to zero exponentially as 4^{-N} versus the number N of input qubits for each box. The probability $p_N = 4^{-N}$ is actually the *maximum* probability that can be achieved in a probabilistic simulation of the program SWITCH: Indeed, Proposition 1 implies that any probabilistic simulation of the program SWITCH with a single query to f and g would necessarily be a probabilistic simulation of an identity channel from the future to the past. On the other hand, Ref. [38] shows that the maximum probability of simulating such an identity channel for N qubits is 4^{-N} .

VI. REMODELING OF THE ORACLES IN ORDER TO ALLOW FOR THE CLASSICAL SWITCH

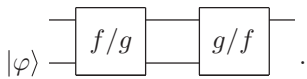
What rule in the theory of computational circuits can be modified in order to recover the physical implementation of the function $S(x, \boxed{f}, \boxed{g})$ of Eq. (13), whose computation is achieved through the program SWITCH? One possibility is to modify rule (3) and to allow for circuits containing certain time loops. However, introducing time travels in the model seems a rather drastic solution. A more moderate approach is to modify rule (4): In particular, we may assume that the resource provided by a single call to each of the two physical oracles—that would be separately described as \boxed{f} and \boxed{g} —in a causal succession that can be decided by the user, is described in circuitual terms as a single oracle with classical control:



where the wire on the bottom left denotes the control qubit, whose general state is $|\varphi\rangle = \alpha|0\rangle + \beta|1\rangle$ with $|\alpha|^2 + |\beta|^2 = 1$. The input x is encoded on the state $|\varphi\rangle$ as follows: For $x = 0$ we prepare $|\varphi\rangle = |0\rangle$; for $x = 1$ we prepare $|\varphi\rangle = |1\rangle$. If the two qubits on the top lines are in the states ρ_1 and ρ_2 , respectively, the action of the oracle is given by

$$\begin{aligned} \mathcal{O}_{f,g}(|\varphi\rangle\langle\varphi| \otimes \rho_1 \otimes \rho_2) = & |1\rangle\langle 1| \varphi^{\dagger} U_f \rho_1 U_f^{\dagger} \otimes U_g \rho_2 U_g^{\dagger} \\ & + |0\rangle\langle 0| \varphi^{\dagger} U_g \rho_1 U_g^{\dagger} \otimes U_f \rho_2 U_f^{\dagger}. \end{aligned} \tag{19}$$

This way of representing the oracle is consistent with the basic properties that one expects for the resource, namely that it performs two successive transformations, one being a call of the box \boxed{f} and the other a call of the box \boxed{g} , with the order of such calls being controlled by the variable x encoded in the state $|\varphi\rangle$. During the time interval between the calls to the oracle, any transformation can happen, including evolutions transforming the first output into the second input. Exploiting the latter representation of the oracle one can clearly implement the program SWITCH just by connecting the output of the first box with the input of the second one and encoding the bit x in the state $|\varphi\rangle$ as follows:



If we assume that the oracle of Eq. (19) translates the resource provided by a single use of the physical boxes corresponding to \boxed{f}, \boxed{g} with classical control of the causal ordering, we can then consider the function $S(x, \boxed{f}, \boxed{g})$ as computable by a quantum circuit exploiting this resource.

Such an oracle can be achieved in practice, for example, by a physical circuit in which the connections between wires are movable, as in Fig. 2.

Higher-order functions that transform black boxes with the assistance of classical control on the connections are described formally by the quantum λ calculus of Ref. [33].

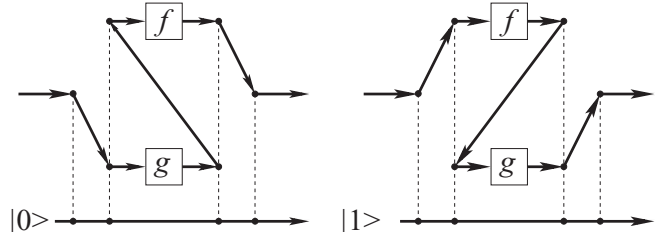
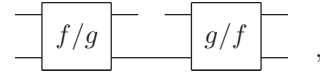


FIG. 2. Quantum machine with classical control over movable wires.

VII. A NEW RESOURCE: THE QUANTUM SWITCH OF BOXES

While representing automated classical control of causal sequences of operations allows one to implement the program SWITCH within the computational circuit model, it leaves unanswered the question how quantum control of causal sequences of operations can be described. We can, of course, imagine a further generalization of the oracle, allowing for quantum control, with the control qubit that preserves coherence and becomes entangled with the causal ordering of boxes \boxed{f} and \boxed{g} as follows:



When \boxed{f} and \boxed{g} are unitary channels, the unitary channel describing the oracle with quantum control is $\mathcal{W}_{f,g}(\rho) = W_{f,g} \rho W_{f,g}^{\dagger}$, $W_{f,g}$ being the control unitary

$$W_{f,g} := |0\rangle\langle 0| \otimes U_f \otimes U_g + |1\rangle\langle 1| \otimes U_g \otimes U_f. \tag{20}$$

The above construction can be suitably generalized when f and g are not unitary boxes, but noisy quantum channels: In this case, it is enough to use the above formula to define the Kraus operators of the channel with quantum control in terms of the Kraus operators of the input channels. Precisely, if the channels f and g have Kraus forms $f(\rho) = \sum_i f_i \rho f_i^{\dagger}$ and $g(\rho) = \sum_j g_j \rho g_j^{\dagger}$, respectively, then the channel with quantum control has Kraus form

$$\mathcal{W}_{f,g}(\sigma) = \sum_{i,j} W_{f_i,g_j} \sigma W_{f_i,g_j}^{\dagger},$$

with the Kraus operators W_{f_i,g_j} given by

$$W_{f_i,g_j} := |0\rangle\langle 0| \otimes f_i \otimes g_j + |1\rangle\langle 1| \otimes g_j \otimes f_i.$$

Note that the definition of the oracle $\mathcal{W}_{f,g}$ is independent of the Kraus forms chosen for f and g . The oracle with quantum control is more general and more powerful than the classically controlled one introduced in Eq. (19). Indeed, having $W_{f,g}$ available one can implement the classically controlled oracle $\mathcal{O}_{f,g}$ by using $W_{f,g}$ and then discarding the control qubit.

How can we build the controlled oracle $\mathcal{W}_{f,g}$ if we have available one use of the black boxes \boxed{f} and \boxed{g} ? Again, this is a question that the circuit model is unable to answer. In principle, there is no physical reason to forbid the computability of the higher-order function defined by $\mathcal{W} : f \otimes g \mapsto \mathcal{W}_{f,g}$. This function is defined not only on product boxes, but also on

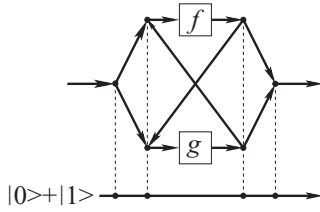


FIG. 3. Pictorial representation of a machine with quantum control over movable wires.

the more general class of *nonsignaling* bipartite boxes, as we already discussed. The function \mathcal{W} is linear in its argument, transforms deterministic boxes into deterministic boxes, and can also be applied locally to multipartite boxes without giving rise to unphysical effects like negative probabilities. The computation of this function is then admissible in principle. However, although the computation of \mathcal{W} is compatible with quantum mechanics, it cannot be implemented by a circuit with the rules (1)–(4), due to the lack of a predefined causal ordering. Moreover, it is also possible to prove that no circuit using the oracle with classical control $\mathcal{O}_{f,g}$ can simulate the oracle with quantum control $W_{f,g}$.

To imagine a way to build the controlled gate $W_{f,g}$ from the boxes f and g , we need to go beyond the usual language of quantum circuits and consider also circuits with movable wires that can be also in quantum superpositions. For example, we can consider a thought experiment where the physical circuit with movable wires depicted in Fig. 2 can be controlled by a qubit in a way that preserves superpositions, with the control qubit interacting with switches and controlling them in a correlated way, as represented in Fig. 3. Like in the Schrödinger cat thought experiment, in this case we would have a mechanism producing entanglement between a microscopic system (the control qubit) and a macroscopic one (the position of the switches).

Remark: Simulating the quantum SWITCH within the circuit model. The fact that the output of the quantum SWITCH can be produced by using two queries to the input boxes implies that a quantum circuit model enhanced with the quantum SWITCH is computationally equivalent to the ordinary quantum circuit model: Any oracle computation using the quantum SWITCH as an extra resource can be simulated with only a slowdown of a factor 2. From the complexity-theoretic point of view, the quantum SWITCH does not bring any extra power in the model. In this sense, the difference between ordinary quantum circuits and quantum circuits powered by the SWITCH function is analogous to the difference between quantum circuits and quantum Turing machines, which provide equivalent computational models in the complexity-theoretic sense [3], despite the fact that the simulation of a Turing machine through a quantum circuit requires a polynomial slowdown.

Although the quantum SWITCH can be simulated with a polynomial slowdown, there are two important points to be made.

(1) The quantum SWITCH does not change complexity classes, but still it offers advantages for information processing. For example, we may consider a problem of channel discrimination, where we have available only one use of two

black boxes f_i and g_i , with $i = 0$ or 1 , and our goal is to find out whether the label is 0 or 1. In this scenario, being able to implement the quantum SWITCH can increase the probability of successful discrimination. For example, Ref. [18] shows an example where the quantum SWITCH allows one to distinguish perfectly between pairs of channels that could not be distinguished perfectly by inserting the corresponding boxes in a circuit in any given order.

(2) Although the quantum SWITCH can be simulated in an ordinary circuit with only a polynomial slowdown, there is currently no proof that the same can be done for arbitrary maps on product channels. The general problem of the physical implementation of supermaps on product channels—and, more generally, of higher-order maps—is currently open. For this reason, the assessment of the computational power of higher-order computation is still open.

The two points above suggests two avenues of future research: (1) investigating the advantages for information-processing offered by the quantum SWITCH and (2) investigating the computational power of higher-order computation. Based on the analogy with the classical case, it would be natural to expect that all quantum circuits and higher-order computation are equivalent models, up to a polynomial slowdown. Moreover, if this were not true, the quantum version of the Church-Turing thesis would be disproved, a fact that is deemed to be unlikely by most quantum computer scientists. However, having a clear-cut proof that higher-order computation is polynomially equivalent to computation in the circuit model is surely desirable and would probably shed light on the physical realizability of the hierarchy of higher-order transformations.

VIII. CONCLUSIONS

Let us start by summarizing the results presented in the paper. We first analyzed the transformations of no-signaling channels that are allowed in quantum mechanics. The transformations considered here take an input no-signaling channel and transform it in a new output channel, respecting convex combinations and positivity and normalization of probabilities. First, we showed that transformations of no-signaling channels involving two parties, A and B , can be equivalently defined as transformations of product channels $\mathcal{A} \otimes \mathcal{B}$, where \mathcal{A} and \mathcal{B} are local channels on A 's and B 's side, respectively. Then we analyzed in detail a particular example of such a transformation: the SWITCH transformation, where an arbitrary pair of channels $(\mathcal{A}, \mathcal{B})$ is transformed in either $\mathcal{A}\mathcal{B}$ or in $\mathcal{B}\mathcal{A}$ depending on the state of a control bit.

The SWITCH transformation can be considered as the mathematical description of a quantum computation of higher order, where the input of the computation is a subroutine provided as a black box. Such computations are the kind of computations that would have been included in a complete, quantum version of Church's λ calculus (cf. Refs. [30–35] for an overview of the different extensions of Church's λ calculus from the classical to the quantum case). An important fact of higher-order computations is that, in general, they cannot be implemented by inserting the input black boxes inside an ordinary quantum circuit. We illustrated this fact in

the specific example of the SWITCH transformations, showing that no quantum circuit containing a single call to the black boxes \mathcal{A} and \mathcal{B} can implement the transformation SWITCH deterministically. The reason of the impossibility is the fact that the transformation SWITCH is incompatible with any choice of a causal ordering between boxes \mathcal{A} and \mathcal{B} . In fact, in the paper we showed that realizing the SWITCH transformation by simple insertion of the boxes in a given order in a circuit would be equivalent to realizing a time machine, thus violating causality.

Subsequently, discussed four ways around the no-go theorem: (1) allowing access to program states, (2) allowing two queries to the input black boxes, (3) allowing access to closed timelike curves, and (4) considering probabilistic simulations. Moreover, we discussed a minimal change of the rule for describing the oracle access to the black boxes \mathcal{A} and \mathcal{B} , introducing classical control of causal sequences of operations in such a way that the computation of the class of higher-order functions including the SWITCH can be expressed in circuitual terms.

Finally, we considered the quantum version of the SWITCH transformation, which can be implemented if we allow for quantum control of causal sequence of operations. A complete physical theory of higher-order computation has not been developed yet; we expect it to reveal unexplored aspects of quantum theory in a nonfixed causal framework. The quantum switch of boxes is a new primitive that enables computations where the causal structure of the connections can be in a quantum superposition. A quantum computational model in which the states of quantum systems can control the structure of a causal network suggests a fascinating analogy with a quantum gravity scenario, in which the space-time geometry can be entangled with the state of physical systems.

We believe that exhaustive analysis of higher-order transformations in quantum mechanics will provide some new insight for the formulation of a theory of quantum gravity, within a framework similar to the causaloid framework of Ref. [39]. The physical implementation of higher-order functions discussed here also has an interesting relation to the paradigm of the universe as a quantum computer [40]. Indeed, one can wonder what kind of quantum computer the universe is: It could be a gigantic quantum circuit where information is encoded in the state of many qubits and is processed in time from one spacelike surface to the next, or it could be a quantum Turing machine, or a higher-order computer, that processes information encoded in transformations (e.g., in scattering amplitudes) rather than in states. Even if these three models turn out to be equivalent from an abstract computational point of view, they would nevertheless remain very different from the physical one, as they are based on different physical mechanisms. Moreover, as we already mentioned, the third model has yet to be completely formulated: What is presently lacking is a complete physical theory that characterizes all transformations of boxes that are possible in nature. A piece of quantum theory has yet to be explored.

ACKNOWLEDGMENTS

We wish to thank the anonymous referee for a detailed list of comments that helped us to improve the presentation (in particular, we credit the referee for recommending to us to

include in the paper the alternative proof of Theorem IV based on the quantum comb formalism). We also thank P. Selinger for stimulating discussions, during which he independently devised the realization of the SWITCH program by a quantum machine with movable wires. G.C. acknowledges support from the National Basic Research Program of China (973) 2011CBA00300 (2011CBA00301), by the National Natural Science Foundation of China (Grants No. 11350110207, No. 61033001, and No. 61061130540), and by the 1000 Youth Fellowship Program of China, and hospitality by Perimeter Institute. Research at Perimeter Institute for Theoretical Physics is supported in part by the Government of Canada through NSERC and by the Province of Ontario through MRI. Research at U. Penn. has been supported by the Intelligence Advanced Research Projects Activity (IARPA) via Department of Interior National Business Center Contract No. D11PC20168 [41].

APPENDIX A: PROOF OF THEOREM III D

Here we provide the proof details for Theorem 1.

Proof. Let \mathcal{H}_C be an arbitrary Hilbert space and $Q \in \text{Lin}(\mathcal{H}_{A'} \otimes \mathcal{H}_A \otimes \mathcal{H}_C)$ be an arbitrary positive operator. We want to show that $(\tilde{\mathcal{S}} \otimes \mathcal{I}_C)(Q)$ is positive.

This fact can be proved as follows: Up to a rescaling, Q is the Choi operator of a quantum operation $\mathcal{Q} \in \text{QO}(A \rightarrow A')$. Since \mathcal{C}_0 is an internal channel, up to rescaling we also have that

$$Q \leq C_0 \otimes \rho_0, \tag{A1}$$

where $\rho_0 \in \text{St}(C)$ is an arbitrary full-rank state. Consider a purification of $C_0 \otimes \rho_0$, given by a Hilbert space \mathcal{H}_D and a vector $|V\rangle \in \mathcal{H}_{A'} \otimes \mathcal{H}_A \otimes \mathcal{H}_C \otimes \mathcal{H}_D$ such that

$$C_0 \otimes \rho_0 = \text{Tr}_D[|V\rangle\langle V|].$$

By construction, $|V\rangle\langle V|$ is the Choi operator of the channel \mathcal{V} defined as $\mathcal{V}(\rho) := \text{Tr}_A[(I_{A'} \otimes \rho^T \otimes I_C \otimes I_D)|V\rangle\langle V|]$ and the channel \mathcal{V} is an extension of \mathcal{C}_0 :

$$\mathcal{C}_0(\rho) = \text{Tr}_{CD}[\mathcal{V}(\rho)] \quad \forall \rho \in \text{St}(A).$$

In other words, defining $\mathcal{H}_E := C$ and $\mathcal{H}_{E'} := \mathcal{H}_C \otimes \mathcal{H}_D$ as have $\mathcal{V} \in \text{Ext}_{E \rightarrow E'}[\mathcal{C}_0]$. Since \mathcal{S} is a supermap of type $\mathcal{S}_A \rightarrow \mathcal{S}_B$ we must have that $(\mathcal{S} \otimes \mathcal{I}_{E \rightarrow E'})(\mathcal{V})$ is a quantum channel. In the Choi representation, this means

$$(\tilde{\mathcal{S}} \otimes \mathcal{I}_{E'} \otimes \mathcal{I}_E)(|V\rangle\langle V|) \geq 0. \tag{A2}$$

Now, since $|V\rangle$ is a purification of $C_0 \otimes \rho_0$, Eq. (A1) implies that there exists a positive operator $P \in \text{Lin}(D)$ such that $Q = \text{Tr}_D[(I_{A'AC} \otimes P)|V\rangle\langle V|]$. We can then conclude

$$\begin{aligned} (\tilde{\mathcal{S}} \otimes \mathcal{I}_C)(Q) &= (\tilde{\mathcal{S}} \otimes \mathcal{I}_C) \{ \text{Tr}_D[(I_{A'AC} \otimes P)|V\rangle\langle V|] \} \\ &= \text{Tr}_D \{ (I_{B'BC} \otimes P) (\tilde{\mathcal{S}} \otimes \mathcal{I}_C \otimes \mathcal{I}_D) [|V\rangle\langle V|] \} \\ &\geq 0, \end{aligned}$$

the last inequality following from the relation $(\tilde{\mathcal{S}} \otimes \mathcal{I}_C \otimes \mathcal{I}_D)[|V\rangle\langle V|] \equiv (\tilde{\mathcal{S}} \otimes \mathcal{I}_{E'} \otimes \mathcal{I}_E)[|V\rangle\langle V|] \geq 0$ [cf. Eq. (A2)]. ■

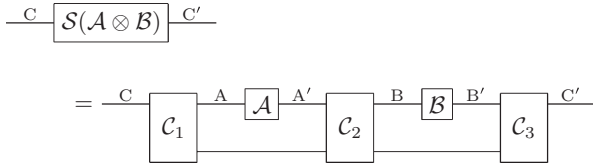
APPENDIX B: ALTERNATIVE PROOF OF THE IMPOSSIBILITY OF A CIRCUIT REALIZATION OF THE SWITCH SUPERMAP

Here we give an alternative proof of Theorem 3, based on the formalism of *quantum combs* [9,11]. The proof is extremely short once the basic facts about quantum combs are assumed. We include this short proof as an illustration of the power of the quantum comb formalism.

The formalism of quantum combs consists of a recursive application of the Choi isomorphism. As already mentioned, in the Choi representation any supermap \mathcal{S} of type $\text{QChan}(A \rightarrow A') \rightarrow \text{QChan}(B \rightarrow B')$ is in 1-to-1 correspondence with a CP map $\tilde{\mathcal{S}} : \text{Lin}(H_{A'} \otimes H_A) \rightarrow \text{Lin}(H_{B'} \otimes H_B)$. Applying the Choi isomorphism once more, the CP map $\tilde{\mathcal{S}}$ is in 1-to-1 correspondence with a positive operator $S \in \text{Lin}(H_{B'} \otimes H_B \otimes H_{A'} \otimes H_A)$. In particular, this construction associates a supermap \mathcal{S} of type $\text{Prod}(AB \rightarrow A'B') \rightarrow \text{QChan}(C \rightarrow C')$ to a positive operator

$$S \in \text{Lin}(H_{C'} \otimes H_C \otimes H_{A'} \otimes H_A \otimes H_{B'} \otimes H_B).$$

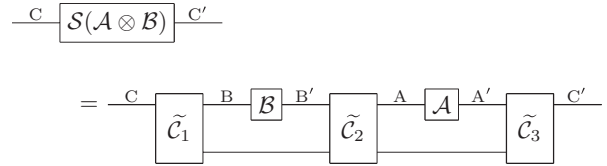
Reference [11] gives necessary and sufficient conditions for the realization of the supermap \mathcal{S} in a circuit with fixed causal structure: Precisely, the mapping $\mathcal{S} : \mathcal{A} \otimes \mathcal{B} \mapsto \mathcal{S}(\mathcal{A} \otimes \mathcal{B})$ can be implemented by a deterministic circuit with \mathcal{A} preceding \mathcal{B} , namely,



if and only if there exist positive operators $T \in \text{Lin}(H_B \otimes H_{A'} \otimes H_A \otimes H_C)$ and $U \in \text{Lin}(H_A \otimes H_C)$ such that

$$\text{Tr}_{C'}[S] = I_{B'} \otimes T, \quad \text{Tr}_B[T] = I_{A'} \otimes U, \quad \text{Tr}_A[U] = I_C. \tag{B1}$$

Similarly, the mapping $\mathcal{S} : \mathcal{A} \otimes \mathcal{B} \mapsto \mathcal{S}(\mathcal{A} \otimes \mathcal{B})$ can be implemented by a deterministic circuit with \mathcal{B} preceding \mathcal{A} , namely,



if and only if there exist positive operators $\tilde{T} \in \text{Lin}(H_A \otimes H_{B'} \otimes H_B \otimes H_C)$ and $\tilde{U} \in \text{Lin}(H_B \otimes H_C)$ such that

$$\text{Tr}_{C'}[S] = I_{A'} \otimes \tilde{T}, \quad \text{Tr}_A[\tilde{T}] = I_{B'} \otimes \tilde{U}, \quad \text{Tr}_B[\tilde{U}] = I_C. \tag{B2}$$

Once these facts are known, the proof becomes very quick.

Proof of Theorem 3. Denoting by E the rank 1 operator $E := |I\rangle\langle I|$, where $|I\rangle := \sum_n |n\rangle|n\rangle$, and suitably reordering the Hilbert spaces, the switch supermap \mathcal{S} has Choi operator

$$S = P_{0Q} \otimes Z_0 + P_{1Q} \otimes Z_1,$$

with Z_0 and Z_1 being the Choi operators of the supermaps \mathcal{Z}_0 and \mathcal{Z}_1 defined in Eqs. (8) and (9)

$$Z_0 := E_{C'B'} \otimes E_{BA'} \otimes E_{CA},$$

$$Z_1 := E_{C'A'} \otimes E_{AB'} \otimes E_{CB}.$$

Now Z_0 satisfies the condition (B1) and Z_1 satisfies the condition (B2), but their sum $S = P_{0Q} \otimes Z_0 + P_{1Q} \otimes Z_1$ does not satisfy any of these conditions. Hence, the supermap \mathcal{S} cannot be realized by inserting \mathcal{A} and \mathcal{B} in a quantum circuit in a definite order. ■

[1] D. Deutsch, *Proc. R. Soc. London A* **425**, 73 (1989).
 [2] E. Bernstein and U. Vazirani, *SIAM J. Comput.* **26**, 1411 (1997).
 [3] A. C.-C. Yao, in *Proceedings of the 34th Annual Symposium on Foundations of Computer Science* (IEEE Comput. Sci., New York, 1993), p. 352.
 [4] D. Aharonov, A. Kitaev, and N. Nisan, in *Proceedings of the 30th Annual ACM Symposium on Theory of Computing* (ACM, New York NY, 1998), p. 20.
 [5] L. K. Grover, *Phys. Rev. Lett.* **79**, 325 (1997).
 [6] D. Simon, *SIAM J. Comput.* **26**, 1474 (1997).
 [7] P. W. Shor, *SIAM J. Comput.* **26**, 1484 (1997).
 [8] H. Barendregt, in *Lambda Calculi with Types*, in *Handbook of Logic in Computer Science, Volume 2: Computational Structures*, edited by S. Abramski, D. M. Gabbay, and T. S. E. Maibaum (Oxford University Press, New York, 1993).
 [9] G. Chiribella, G. M. D'Ariano, and P. Perinotti, *Phys. Rev. Lett.* **101**, 060401 (2008).
 [10] G. Chiribella, G. M. D'Ariano, and P. Perinotti, *Europhys. Lett.* **83**, 30004 (2008).
 [11] G. Chiribella, G. M. D'Ariano, and P. Perinotti, *Phys. Rev. A* **80**, 022339 (2009).
 [12] M. Paternostro, D. Vitali, S. Gigan, M. S. Kim, Č. Brukner, J. Eisert, and M. Aspelmeyer, *Phys. Rev. Lett.* **99**, 250401 (2007).
 [13] A. D. O'Connell, M. Hofheinz, M. Ansmann, R. C. Bialczak, M. Lenander, E. Lucero, M. Neeley, D. Sank, H. Wang, M. Weides, J. Wenner, J. M. Martinis, and A. N. Cleland, *Nature (London)* **464**, 697 (2010).
 [14] K. C. Lee, M. R. Sprague, B. J. Sussman, J. Nunn, N. K. Langford, X.-M. Jin, T. Champion, P. Michelberger, K. F. Reim, D. England, D. Jaksch, and I. A. Walmsley, *Science* **334**, 1253 (2011).
 [15] M. A. Hall, J. B. Altepeter, and P. Kumar, *Phys. Rev. Lett.* **106**, 053901 (2011).
 [16] L. Hardy, in *Quantum Reality, Relativistic Causality, and Closing the Epistemic Circle: Essays in Honour of Abner Shimony*, edited by W. C. Myrvold and J. Christian (Springer, Berlin, 2009).

- [17] G. Chiribella, G. M. D'Ariano, P. Perinotti, and B. Valiron, arXiv:0912.0195.
- [18] G. Chiribella, *Phys. Rev. A* **86**, 040301(R) (2012).
- [19] T. Colnaghi, G. M. D'Ariano, P. Perinotti, and S. Facchini, *Phys. Lett. A* **376**, 2940 (2012).
- [20] O. Oreshkov, F. Costa, and Brukner, *Nat. Commun.* **3**, 1092 (2012).
- [21] G. Gutoski and J. Watrous, in *Proceedings of the 39th Annual ACM Symposium on Theory of Computing* (ACM, New York NY, 2007), p. 565.
- [22] A. Jenčová, *J. Math. Phys.* **53**, 012201 (2012).
- [23] M. Piani, M. Horodecki, P. Horodecki, and R. Horodecki, *Phys. Rev. A* **74**, 012305 (2006).
- [24] G. Gutoski, *Quantum Inf. Comput.* **9**, 739 (2009).
- [25] C. H. Bennett and B. Schumacher (unpublished); slides available at <http://web.archive.org/web/20030809140213/http://qip-server.tcs.tifr.res.in/~qip/HTML/Courses/Bennett/TIFR5.pdf>.
- [26] B. Coecke, arXiv:quant-ph/0402014.
- [27] G. Svetlichny, *Int. J. Theor. Phys.* **50**, 3903 (2011).
- [28] S. Lloyd, L. Maccone, R. Garcia-Patron, V. Giovannetti, Y. Shikano, S. Pirandola, L. A. Rozema, A. Darabi, Y. Soudagar, L. K. Shalm, and A. M. Steinberg, *Phys. Rev. Lett.* **106**, 040403 (2011).
- [29] S. Aaronson, *Proc. R. Soc. A* **461**, 3473 (2005).
- [30] A. van Tonder, *SIAM J. Comput.* **33**, 1109 (2004).
- [31] P. Selinger, *Math. Struct. Comput. Sci.* **14**, 527 (2004).
- [32] T. Altenkirch and J. Grattage, in *Proceedings of the 20th Annual IEEE Symposium on Logic in Computer Science* (IEEE, Washington, DC, 2005), p. 249.
- [33] P. Selinger and B. Valiron, *Math. Struct. Comput. Sci.* **16**, 527 (2006).
- [34] S. Perdrix, *Electron. Notes Theor. Comput. Sci.* **170**, 125 (2007).
- [35] P. Arrighi and G. Dowek, in *Proceedings of the 19th Annual Conference on Rewriting Techniques and Applications*, Lecture Notes in Computer Science Vol. 5117 (Springer, Berlin, 2008), p. 17.
- [36] M. A. Nielsen and I. L. Chuang, *Phys. Rev. Lett.* **79**, 321 (1997).
- [37] G. Chiribella, G. M. D'Ariano, and P. Perinotti, *Phys. Rev. Lett.* **101**, 180504 (2008).
- [38] D. Genkina, G. Chiribella, and L. Hardy, *Phys. Rev. A* **85**, 022330 (2012).
- [39] L. Hardy, *J. Phys. A: Math. Theor.* **40**, 3081 (2007).
- [40] S. Lloyd, *Programming the Universe: A Quantum Computer Scientist Takes on the Cosmos* (Knopf, New York, 2006).
- [41] The US Government is authorized to reproduce and distribute reprints for Governmental purposes notwithstanding any copyright annotation thereon. Disclaimer: The views and conclusions contained herein are those of the authors and should not be interpreted as necessarily representing the official policies or endorsements, either expressed or implied, of IARPA, DoI/NBC, or the US Government.